



2G. Product range.

CHP plants for distributed generation of heat and power.
Highly efficient and reliable. 20 to 4,000 kW.

2G. Cogeneration.



Global success with cogeneration.

A power plant by 2G is the ideal solution for anyone wanting to reduce energy costs in the long-term and wishing to protect themselves against further increases in the price of electricity. As a pioneer, innovator and one of the world's leading manufacturers of distributed power generation systems using cogeneration (also known as combined heat and power or CHP), we have commissioned thousands of technologically advanced, highly efficient CHP plants since 1995.

Satisfied customers in about 43 countries confirm the quality, performance and reliability of our products and solutions. 2G is listed as a publicly traded company on the Entry Standard of the German Stock Exchange and has a workforce of more than 600 employees.

The 2G product range includes CHP plants ranging in electrical output from 20 kW to 4,000 kW.

Contents

Cogeneration (combined heat and power)	6
2G. Areas of use	8
2G. Advantages	10
g-box. 20 to 50 kW	12
patruus. 50 to 64 kW	14
filius. 50 to 160 kW	16
aura. 100 to 150 kW	18
agenitor. 75 to 450 kW	20
avus. 527 to 4,000 kW	22
2G. Installation and sound insulation	24
2G. Energy concepts.....	26
2G. Product overview - natural gas	28
2G. Product overview - biogas.....	30



The technology of the future.

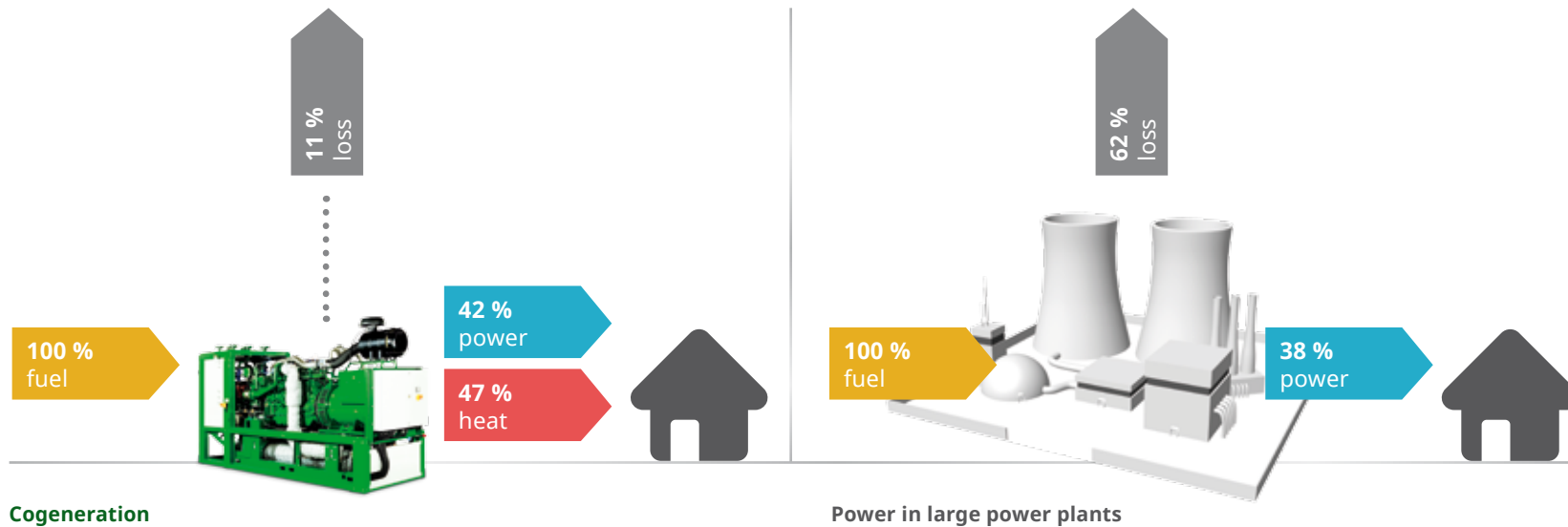
The power grid of the future will not be made up of a few large power plants but rather of many small ones. As part of the transformation of the German energy sector, cogeneration plants (also known as combined heat & power plants (CHP)) are increasingly gaining importance in intelligently networked energy systems – so-called virtual power plants – due to their distributed nature, controllability and predictable availability. With a plant by 2G you can also make a contribution to a stable, clean energy supply of the future.


Highly efficient and climate-compatible.

The simultaneous generation of mechanical energy and useful heat is described as cogeneration (CHP). While the mechanical energy is converted straight into electricity, the heat can be used for heating, cooling or generating steam (see page 27).

Thus the heat arising during the production of electricity does not simply escape unused into the atmosphere but is put to practical use. This is what makes the technology of cogeneration so efficient and climate-friendly. It saves up to 40 percent in primary energy. CO₂ emissions drop by up to 60 percent compared to conventional power generation in large power plants.

Comparison of distributed and centralized power generation.





Biogas plants



Office and administration buildings



Chemical and petrochemical industry



Landfill sites



Shopping centers



Horticultural businesses



Hotels



Industry and commerce



Sewage treatment plants

Many different areas of use.

2G power plants have already demonstrated their strengths in many places, e.g. in residential buildings, office and administration buildings, nurseries, schools, hotels, senior citizen centers, hospitals and a wide variety of industrial and commercial businesses. Nowadays, virtually every business is suitable for the use of cogeneration.



Hospitals



Agricultural businesses



Food industry



Public facilities



Computing centers



Schools and universities



Swimming pools



Senior citizen centers



Sports and event centers



Heating networks



Hydrogen



Residential buildings



We set standards.

Power plants by 2G for the cogeneration of power and heat have proven their value for many years.

We set standards in the industry with reliable, leading-edge technology that's made in Germany with outstanding service.

Leading-edge technology Made in Germany.

Together with prestigious universities and research institutes, our group's own research and development company, 2G Drives GmbH in Heek, works continuously on improving the 2G engine technology and promoting innovations. As a result, we have successfully achieved significant increases in efficiency and made them permanently reproducible.

Certified series production.

A high degree of vertical integration and series production certified in accordance with DIN ISO 9001 guarantee the consistently high quality of 2G power plants.

Highly developed control technology.

The 2G control technology enables needs-based management of flexible running modes in on/off operation or part load operation. Every 2G power plant is infinitely adjustable between 50 and 100 percent load. Effective analysis tools which have revolutionized remote maintenance and service are an integral part of the sophisticated control concept.

Verified grid conformity.

The 2G power plants can be integrated in virtual power plants. They meet the requirements of local voltage guidelines and are suitable for selling the electricity generated on the energy market.





g-box

Profitable small power plant.

Profitable small power plant.


The g-box is the profitable small power plant by 2G ranging in electrical output from 20 to 50 kW. It is supplied as a connection-ready compact module. The control cabinet with PLC controller and operating unit is designed as a separate unit on the module. The g-box not only works extremely efficiently but also very quietly, thanks to the fully enclosed sound capsule.

- Connection-ready, super-silent compact module
 - g-box 50 with max. 55 dB (A) at a distance of 1 m
 - g-box 20 with max. 52 dB (A) at a distance of 1 m
- Very economical due to high thermal efficiency thanks to condensing technology (as standard)
- Long operating times, reliable and low-maintenance
- Possible incorporation into tight building spaces thanks to the modular design
- Completely water-cooled, no need for supply and return air thus reducing installation costs

g-box. 20 to 50 kW.

Type	Electrical output	Thermal output
	Natural gas	Natural gas
g-box 20	20 kW	44 kW
g-box 50*	50 kW	100 kW

*Also available as a HT version with a feed temperature up to 95 °C.
Efficiency levels, see p. 28-31.
Installation options, see p. 24-25.





patruus

Traditional solution.



Traditional solution.

The patruus, with engine technology that has been established for decades, is the most experienced member of the 2G power plant family. It is a sturdy and efficient supplier of power and heat and is electrically available in the output range up to 64 kW.

- Designed as a connection-ready compact module
- High plant availability due to established engine technology
- Available with both naturally-aspirated or turbocharged engines
- Modular design facilitates installation in hard to reach places
- Sturdy and low-maintenance

patruus. 50 to 64 kW.

Type	Configuration	Electrical output Biogas	Thermal output Biogas
patruus 50	ct80-0	50 kW	70 kW
patruus 64	ct80-0	64 kW	85 kW

Efficiency levels, see p. 28-31.
Installation options, see p. 24-25.





filius

Compact biogas specialist.



Compact biogas specialist.

As a highly efficient power plant ranging in output from 50 to 160 kW, the filius is specifically designed for smaller biogas plants. It is usually pre-assembled in a container as a connection-ready compact module and can be commissioned quickly and easily.

- Designed for smaller biogas plants
- Modules available in space-saving filius container
- Connection-ready container solution facilitates on-site installation and reduces installation costs
- Compact design enables easy access for maintenance work

filius. 50 to 160 kW.

Type	Configuration	Electrical output	Thermal output
		Biogas	Biogas
filius 104	ct80-0	50 kW	70 kW
filius 204	ct80-0	64 kW	85 kW
	at135-0*	75 (80) kW	85 kW
filius 404	bt135-0	100 kW	110 kW
	ct135-0	160 kW	155 kW

*Formerly filius R04
Efficiency levels, see p. 28-31.
Installation options, see p. 24-25.





aura

Clean and efficient.

Clean and efficient.

Equipped with 2G's proprietary Lambda 1 technology and low-charged turbocharger, it is also characterized by extremely low exhaust emissions and meets, in particular, the increasingly stringent requirements for low nitrogen oxide limits.

- Low emissions
- High heat efficiency
- Reliable, service-friendly motor
- Specifically higher performance of 15 % conventional systems with the same displacement
- Designed as ready-to-connect compact module

aura. 100 to 150 kW.

Type	Configuration	Electrical output	Thermal output
		Natural gas	Natural gas
aura 404	at80-0	100 kW	153 kW*
aura 406	at80-0	150 kW	229 kW**

*For version: heat coupling with condensing heat exchanger

**Other finishes available

Efficiency levels, see p. 28-31. Installation options, see p. 24-25.





agenitor

Evolution in efficiency.



Evolution in efficiency.

The agenitor by 2G is the result of intensive work by the development team at 2G Drives GmbH. Improving combustion chamber geometry has made it possible to increase the efficiency of the agenitor range significantly.

- Highly efficient power plant with optimized gas engine – and therefore lower fuel costs
- Modular design facilitates installation in hard to reach places
- Is also very reliable even in regular start-stop operation thanks to highly wear-resistant engine components
- Sturdy and low-maintenance

agenitor. 75 to 450 kW.

Type	Configuration	Electrical output		Thermal output	
		Natural gas	Biogas	Natural gas	Biogas
	at135-0*	-	75 kW	-	85 kW
	bt70-0	95 kW	-	108 kW	-
	bt80-0	100 kW	-	112 kW	-
agenitor 404	bt135-0	-	100 kW	-	110 kW
	ct80-0	160 kW	-	168 kW	-
	ct70-0	160 kW	-	172 kW	-
	ct135-0	-	160 kW	-	155 kW
	bt80-0	250 kW	-	304 kW	-
agenitor 406	ct80-0	250 kW	-	260 kW	-
	ct70-0	250 kW	-	277 kW	-
	ct135-0	-	250 kW	-	245 kW
	ct70-0	330 kW	-	356 kW	-
agenitor 408	ct80-0	360 kW	-	381 kW	-
	ct135-0	-	360 kW	-	345 kW
agenitor 412	ct70-0	450 kW	-	493 kW	-
	ct135-0	-	450 kW	-	468 kW

*Formerly agenitor R04
Efficiency levels, see p. 28-31.
Installation options, see p. 24-25.

A worker in a blue shirt and white cap is working at a factory assembly line. In the foreground, a large green industrial generator is prominently displayed. The generator has a complex arrangement of pipes, hoses, and electrical components. It features a white control panel on the right side and a large black air filter on top. The background shows a blurred industrial setting with other workers and machinery.

avus

Built for big tasks.



Built for big tasks.

The avus is a highly efficient 2G power plant for high electric power consumption (above 527 kW) which is used in larger industrial projects or for supplying heating networks. If necessary, experienced 2G technicians familiar with large engine technology will completely take over the planning and management of the overall project and will provide professional assistance in designing the peripheral components.

- Complete solutions for industry: project planning, design of all components, communication with all interfaces on site, piping installation, integration in container or existing building
- Efficient running mode and operating times due to excellent engine quality

*Higher output ranges (up to 4,000 kW) on request.
Efficiency levels, see p. 28-31, installation options, see p. 24-25.

avus. 527 to 4,000 kW.

Typ	Electrical output*		Thermal output	
	Natural gas	Biogas	Natural gas	Biogas
avus 500a	527 kW	550 kW	630 kW	567 kW
avus 500 plus	550 kW	550 kW	578 kW	526 kW
avus 500c	600 kW	600 kW	658 kW	602 kW
avus 500b	637 kW	637 kW	739 kW	702 kW
avus 800c	800 kW	800 kW	861 kW	799 kW
avus 800a	851 kW	851 kW	991 kW	921 kW
avus 800b	901 kW	901 kW	931 kW	904 kW
avus 1000a	1,067 kW	1,067 kW	1,241 kW	1,165 kW
avus 1000c	1,200 kW	1,200 kW	1,191 kW	1,178 kW
avus 1000b	1,203 kW	1,203 kW	1,237 kW	1,201 kW
avus 1500b	1,501 kW	1,501 kW	1,543 kW	1,500 kW
avus 1500c	1,560 kW	1,560 kW	1,580 kW	1,564 kW
avus 2000c	2,000 kW	2,000 kW	1,977 kW	1,984 kW





filius Container

Sizes available (LWH)

6.00 m x 2.44 m x 2.80 m

Acoustic emissions*

Standard: 65 dB (A)

Super silent: up to 55 dB (A)

Information

Easy installation due to complete pre-assembly in the factory and compact design, integrated electrical installation



Standard Container

Sizes available (LWH)

7.00 m x 3.00 m x 3.00 m

9.60 m x 3.00 m x 3.00 m

10.50 m x 3.00 m x 3.00 m

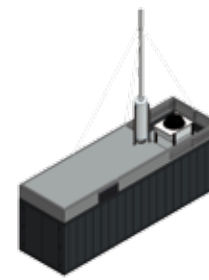
Acoustic emissions*

Standard: 65 dB (A)

Super silent: up to 52 dB (A)

Information

Made of sheet steel, lined internally with fleece and galvanized perforated sheet metal, integrated electrical installation



High Line Container

Sizes available (LWH)

9.00 m x 3.00 m x 3.70 m

12.00 m x 3.00 m x 3.70 m

12.00 m x 4.30 m x 5.34 m


Acoustic emissions*

Standard: 65 dB (A)

Super silent: up to 45 dB (A)

Information

Like Standard container, optimized design, cooler in addition to supply and return air ducts integrated in the container roof



Container Twin Pack

Sizes available (LWH)

13.00 m x 3.00 m x 3.00 m

15.00 m x 3.00 m x 3.00 m

Acoustic emissions*

Standard: 65 dB (A)

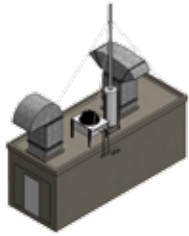
Super silent: up to 52 dB (A)

Information

Like Standard container, two modules per container create redundant system and increase flexibility

Extremely versatile. And quiet.

2G power plants can be installed in various ways – depending on local conditions and the requirements for sound insulation. They can therefore be incorporated in existing buildings or heating systems or can be set up separately in a container or engine room. With the appropriate sound insulation package, noise emission can be as low as 35 dB (A) at a distance of 10 m.



Standard Concrete Acoustic Enclosure

Sizes available (LWH)

9.00 m x 3.30 m x 3.70 m
9.15 m x 4.30 m x 3.70 m
11.40 m x 4.30 m x 3.70 m

Acoustic emissions*

Standard: 45 dB (A)
Super silent: up to 35 dB (A)

Information

Complete concrete enclosure of the 2G power plant, wall thickness 160 mm, integrated electrical installation



High Line Concrete Acoustic Enclosure

Sizes available (LWH)

9.00 m x 3.30 m x 5.36 m
9.15 m x 4.30 m x 5.36 m
11.40 m x 4.30 m x 5.36 m

Acoustic emissions*

Standard: 45 dB (A)
Super silent: up to 35 dB (A)

Information

Like Standard concrete acoustic enclosure, optimized design, cooler (size-dependent) in addition to supply and return air ducts integrated in the container roof



Sound Capsule

Sizes available (LWH)

depending on product

Acoustic emissions*

Standard: 65 dB (A)

Information

Encapsulation of the entire 2G power plant using sheet steel cases, easily accessible through doors and maintenance flaps, outside 1.5 mm galvanized sheet steel, inside 1.0 mm galvanized perforated sheet metal



Outdoor Sound Capsule

Sizes available (LWH)

depending on product


Acoustic emissions*

Standard: 65 dB (A)

Information

Encapsulation of the entire 2G power plant, easily accessible through doors and maintenance flaps, made of stainless aluminium

*At a distance of 10 m



Innovative energy concepts.

Air-conditioning of offices, generating hot steam for industry and being the pointer on the scales when it's all about a stable decentralized energy supply of the future. All of this is what cogeneration generally does – especially a highly efficient power plant by 2G.

Storing heat.

By incorporating a heat store, it's possible to decouple heat production from electricity production and to use the 2G power plant flexibly.

Cooling with heat.

The heat arising during cogeneration can be converted into chilled water by means of an absorption chiller and can be used, for example, for environmentally-compatible air conditioning.

Raising the temperature.

Incorporated in steam, hot water and thermal oil applications, 2G power plants can provide customized solutions for such as the food industry.

Treating waste gas.

By installing catalyst technology in a 2G power plant, it is possible to remove small amounts of pollutants that are still present in the exhaust gas and to achieve values below the limits of the TA-Luft [Technical Guidelines on Air Quality Control].

Processing gas.

After the natural fermentation process, biogas often still contains residues of undesirable substances, such as sulfur. The biogas is upgraded by using activated charcoal filters and gas cooling systems.

Operating as a backup in an emergency.

It is not always possible or practical to connect to a stable power grid. 2G power plants are capable of operating in isolated networks and may guarantee a backup supply in an emergency.

Regulating with continuous adjustment.

Unlike large power plants, CHP plants can regulate their output within a very short time. 2G power plants are infinitely adjustable in the power range between 50 and 100 percent and adjust to the actual energy demand with the help of modern control technology.

Virtual power plant.

2G power plants are equipped with a special interface enabling them to be integrated easily in virtual power plants and also enabling them to participate in the energy market.

2G. Product overview – natural gas.

Type	Configuration	Output		Efficiency			
		electrical	thermal	electrical	thermal	total	
g-box 20 - 50 kW	g-box 20	-	20 kW	44 kW	32.0 %	70.4 %	102.4 %
	g-box 50	-	50 kW	100 kW	34.5 %	68.6 %	103.1 %
aura 100 - 150 kW	aura 404	at80-0	100 kW	153 kW	37.0 %	56.7 %	93.7 %
	aura 406	at80-0	150 kW	229 kW	37.0 %	56.6 %	93.6 %
agenitor 95 - 450 kW	agenitor 404	bt70-0	95 kW	108 kW	38.2 %	43.2 %	81.4 %
		bt80-0	100 kW	112 kW	38.4 %	42.9 %	81.3 %
		ct80-0	160 kW	168 kW	41.0 %	43.0 %	84.0 %
		ct70-0	160 kW	172 kW	40.4 %	43.5 %	84.0 %
	agenitor 406	bt80-0	250 kW	304 kW	39.8 %	48.3 %	88.1 %
		ct80-0	250 kW	260 kW	41.8 %	43.5 %	85.3 %
		ct70-0	250 kW	277 kW	39.5 %	43.7 %	83.2 %
	agenitor 408	ct70-0	330 kW	356 kW	42.2 %	45.6 %	87.8 %
		ct80-0	360 kW	381 kW	42.5 %	45.0 %	87.5 %
	agenitor 412	ct70-0	450 kW	493 kW	41.3 %	45.3 %	86.6 %

2G. Product overview – natural gas.

Type	Output*		Efficiency		
	electrical	thermal	electrical	thermal	total
avus 500a	527 kW	630 kW	40.2 %	48.0 %	88.2 %
avus 500 plus	550 kW	578 kW	42.6 %	44.7 %	87.3 %
avus 500c	600 kW	658 kW	41.9 %	46.0 %	87.9 %
avus 500b	637 kW	739 kW	40.9 %	47.4 %	88.3 %
avus 800c	800 kW	861 kW	42.3 %	45.5 %	87.8 %
avus 800a	851 kW	991 kW	40.7 %	47.3 %	87.3 %
avus 800b	901 kW	931 kW	42.9 %	44.4 %	87.3 %
avus 1000a	1,067 kW	1,241 kW	40.9 %	47.6 %	88.5 %
avus 1000c	1,200 kW	1,191 kW	43.6 %	43.3 %	86.9 %
avus 1000b	1,203 kW	1,237 kW	43.1 %	44.2 %	87.3 %
avus 1500b	1,501 kW	1,543 kW	43.0 %	44.2 %	87.2 %
avus 1500c	1,560 kW	1,580 kW	43.2 %	43.8 %	87.0 %
avus 2000c	2,000 kW	1,977 kW	43.7 %	43.2 %	86.9 %

*Higher output ranges (up to 4,000 kW) on request.

avus
527 - 4,000 kW

2G. Product overview – biogas.

Type	Configuration	Output		Efficiency			
		electrical	thermal	electrical	thermal	total	
patruus 50 - 64 kW	patruus 50	ct80-0	50 kW	70 kW	35.4 %	49.8 %	85.2 %
	patruus 64	ct80-0	64 kW	85 kW	36.3 %	48.1 %	84.4 %
filius 50 - 160 kW	filius 104	ct80-0	50 kW	70 kW	35.4 %	49.8 %	85.2 %
	filius 204	ct80-0	64 kW	85 kW	36.3 %	48.1 %	84.4 %
	filius 404	at135-0*	75 (80) kW	85 kW	38.0 %	43.0 %	81.0 %
		bt135-0	100 kW	110 kW	38.6 %	42.4 %	81.0 %
		ct135-0	160 kW	155 kW	41.5 %	40.2 %	81.7 %
agenitor 75 - 450 kW	agenitor 404	at135-0*	75 kW	85 kW	38.0 %	43.0 %	81.0 %
		bt135-0	100 kW	110 kW	38.6 %	42.4 %	81.0 %
		ct135-0	160 kW	155 kW	41.5 %	40.2 %	81.7 %
	agenitor 406	ct135-0	250 kW	245 kW	42.5 %	41.6 %	84.1 %
	agenitor 408	ct135-0	360 kW	345 kW	42.5 %	40.7 %	83.2 %
	agenitor 412	ct135-0	450 kW	468 kW	41.1 %	42.7 %	83.8 %

*Formerly filius R04/agenitor R04


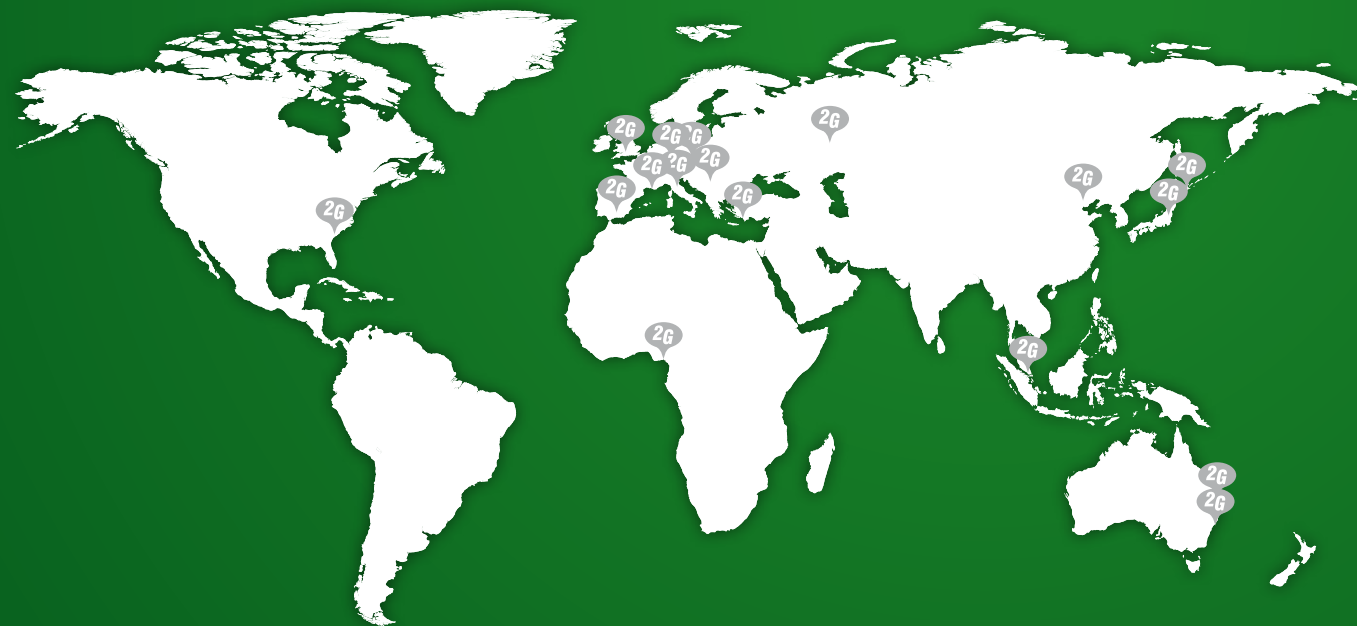
2G. Product overview – biogas.

Type	Output*		Efficiency		
	electrical	thermal	electrical	thermal	total
avus 500a	550 kW	567 kW	41.6 %	42.9 %	84.5 %
avus 500 plus	550 kW	526 kW	42.5 %	40.6 %	83.1 %
avus 500c	600 kW	602 kW	41.6 %	41.8 %	83.5 %
avus 500b	637 kW	702 kW	40.5 %	44.7 %	85.2 %
avus 800c	800 kW	799 kW	41.8 %	41.7 %	83.5 %
avus 800a	851 kW	921 kW	40.7 %	44.0 %	84.7 %
avus 800b	901 kW	904 kW	42.3 %	42.4 %	84.7 %
avus 1000a	1,067 kW	1,165 kW	40.9 %	44.7 %	85.6 %
avus 1000c	1,200 kW	1,178 kW	42.5 %	41.7 %	84.2 %
avus 1000b	1,203 kW	1,201 kW	42.5 %	42.4 %	84.9 %
avus 1500b	1,501 kW	1,500 kW	42.4 %	42.4 %	84.8 %
avus 1500c	1,560 kW	1,564 kW	42.0 %	42.1 %	84.1 %
avus 2000c	2,000 kW	1,984 kW	42.6 %	42.2 %	84.8 %

*Higher output ranges (up to 4,000 kW) on request.

avus

550 - 4,000 kW



Would you like to produce power and heat yourself in future and sustainably reduce the energy costs in your business?

Then just get in touch with us.

2G Energy AG

Benzstraße 3 | 48619 Heek | Germany

Phone +49 2568 9347-0

info@2-g.com

www.2-g.com